



**John  
BOOS**  
Since 1887

ITEM #: \_\_\_\_\_ QTY: \_\_\_\_\_  
 MODEL #: \_\_\_\_\_  
 PROJECT NAME: \_\_\_\_\_

070717

3601 S. Banker St. Effingham, IL 62401 • P.O. BOX 609 • Ph: (888) 431-2667 • Fax: (800) 433-2667

## "PBHS-14" PRO-BOWL HAND SINKS FOR SPLASH MOUNT FAUCETS



### FEATURES:

- ONE PIECE DEEP DRAWN BOWL
- ALL SINK BOWLS HAVE LARGE LIBERAL RADIUS CORNERS
- INCLUDES BASKET DRAIN
- SPLASH MOUNT FAUCET HOLES 4" ON-CENTER



PBHS-W-1410



PBHS-W-1410-P

### CONSTRUCTION:

- BOWL: STAINLESS STEEL TOPS ARE TIG WELDED, EXPOSED WELDS ARE POLISHED TO MATCH ADJACENT SURFACE.



PBHS-W-1410-SSLR



PBHS-W-1410-SSR

### MATERIAL:

- BOWL: TYPE 300 STAINLESS STEEL POLISH, SATIN FINISH
- BRACKET: TYPE 300 STAINLESS STEEL POLISH, SATIN FINISH



PBHS-W-1410-P-SSLR



PBHS-W-1410-4D

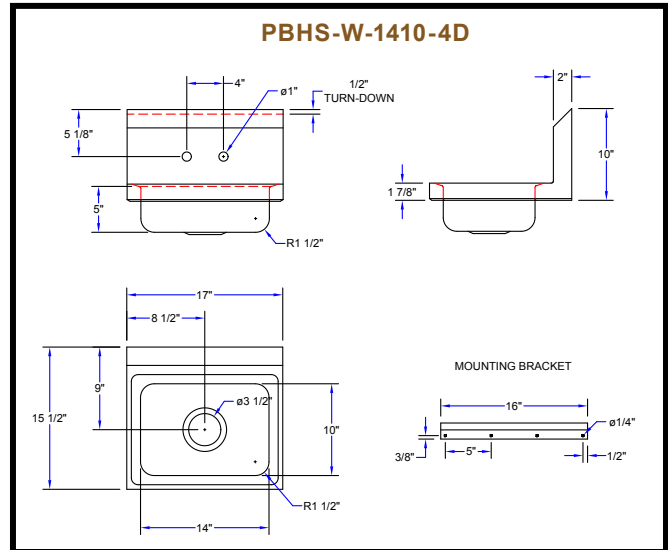
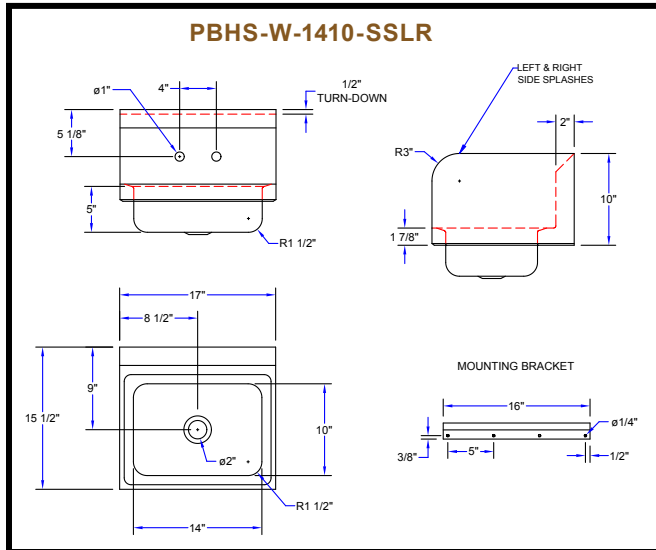
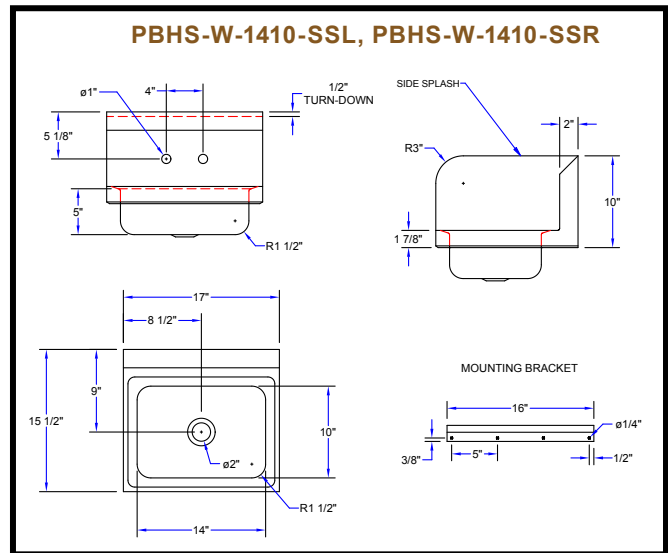
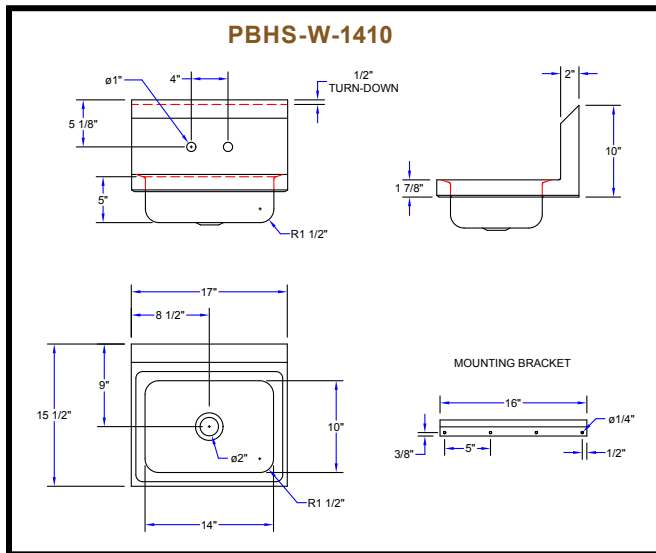
### PRO-BOWL HAND SINKS

MODEL #	QTY
PBHS-W-1410	
PBHS-W-1410-P	
PBHS-W-1410-SSL	
PBHS-W-1410-SSR	
PBHS-W-1410-SSLR	
PBHS-W-1410-P-SSLR	
PBHS-W-1410-4D	
PBHS-W-1410-PD	
PBHS-1410-1	
PBHS-1410-1-SSLR	

### OPTIONAL ACCESSORIES

DESCRIPTION	QTY
FAUCETS	
SIDE SPASH	
ADA WRIST BLADES	
TOWEL DISPENSER	
LEVER WASTES	
OVER FLOWS	
P-TRAPS	

# DETAILED SPECIFICATIONS



## PRO-BOWL HAND SINKS

MODEL #	BOWL SIZE (LxWxD)	DRAIN SIZE	FAUCET LOCATION	SIDE SPLASH
PBHS-W-1410	14" X 10" X 5"	1-7/8"	SPLASH MOUNT: 4" ON-CENTER	N/A
PBHS-W-1410-P	14" X 10" X 5"	1-7/8"	SPLASH MOUNT: 4" ON-CENTER (FAUCET INCLUDED)	N/A
PBHS-W-1410-SSL	14" X 10" X 5"	1-7/8"	SPLASH MOUNT: 4" ON-CENTER	LH
PBHS-W-1410-SSR	14" X 10" X 5"	1-7/8"	SPLASH MOUNT: 4" ON-CENTER	RH
PBHS-W-1410-SSLR	14" X 10" X 5"	1-7/8"	SPLASH MOUNT: 4" ON-CENTER	LH & RH
PBHS-W-1410-P-SSLR	14" X 10" X 5"	1-7/8"	SPLASH MOUNT: 4" ON-CENTER (FAUCET INCLUDED)	LH & RH
PBHS-W-1410-4D	14" X 10" X 5"	3-1/2"	SPLASH MOUNT: 4" ON-CENTER (FAUCET INCLUDED)	N/A
PBHS-W-1410-PD	14" X 10" X 5"	1-7/8"	DECK MOUNT: 4" ON-CENTER (FAUCET INCLUDED)	N/A
PBHS-1410-1	14" X 10" X 5"	1-7/8"	SPLASH MOUNT: 1 HOLE CENTERED	N/A
PBHS-1410-1-SSLR	14" X 10" X 5"	1-7/8"	SPLASH MOUNT: 1 HOLE CENTERED	LH & RH

SOME UNITS SHIP UNASSEMBLED FOR REDUCED SHIPPING COST. ALL DIMENSIONS ARE TYPICAL. TOLERANCE +/- .500"

John Boos & Co. is constantly engaged in a program of improving products and therefore reserves the right to change specifications without prior notice.



3601 S. Banker St. • Effingham, IL 62401 • PO BOX 609 • quotes@johnboos.com

080618

Boos  
lock

AQ AutoQuotes

www.johnboos.com

57